

ALPINE®

Mobile Media Solutions

PXA-H800 V1.003 Update



ALPINE ELECTRONICS GmbH
Wilhelm-Wagenfeld-Straße 1-3,
80807 München, Germany
Phone 089-32 42 640

ALPINE ELECTRONICS OF U.K., LTD.
Alpine House
Fletchamstead Highway, Coventry CV4 9TW, U.K.
Phone 0870-33 33 763

ALPINE ELECTRONICS FRANCE S.A.R.L.
(RCS PONTOISE B 338 101 280)
98, Rue de la Belle Etoile, Z.I. Paris Nord II,
B.P. 50016, 95945 Roissy Charles De Gaulle
Cedex, France
Phone 01-48638989

ALPINE ITALIA S.p.A.
Viale C. Colombo 8, 20090 Trezzano
Sul Naviglio (MI), Italy
Phone 02-484781

ALPINE ELECTRONICS DE ESPAÑA, S.A.
Portal de Gamarra 36, Pabellón, Pabellón, 32
01013 Vitoria (Alava)-APDO 133, Spain
Phone 945-283588

Inleiding

Deze handleiding beschrijft de procedure voor het updaten van de PXA-H800-Software.

Waarschuwing



Voordat u verdergaat met deze update kunt u best alle geluidsinstellingen opslaan. Alle instellingen zullen na de update verloren gaan.

Benodigheden

- Hoge snelheid internet verbinding

Update Instructies

1. Download update file (.zip)
2. Extract gedownloadde bestanden op uw bureaublad
3. Verbind de PXA-H800 met uw PC en start de Sound Manager Software.
4. Selecteer Option / Software download.

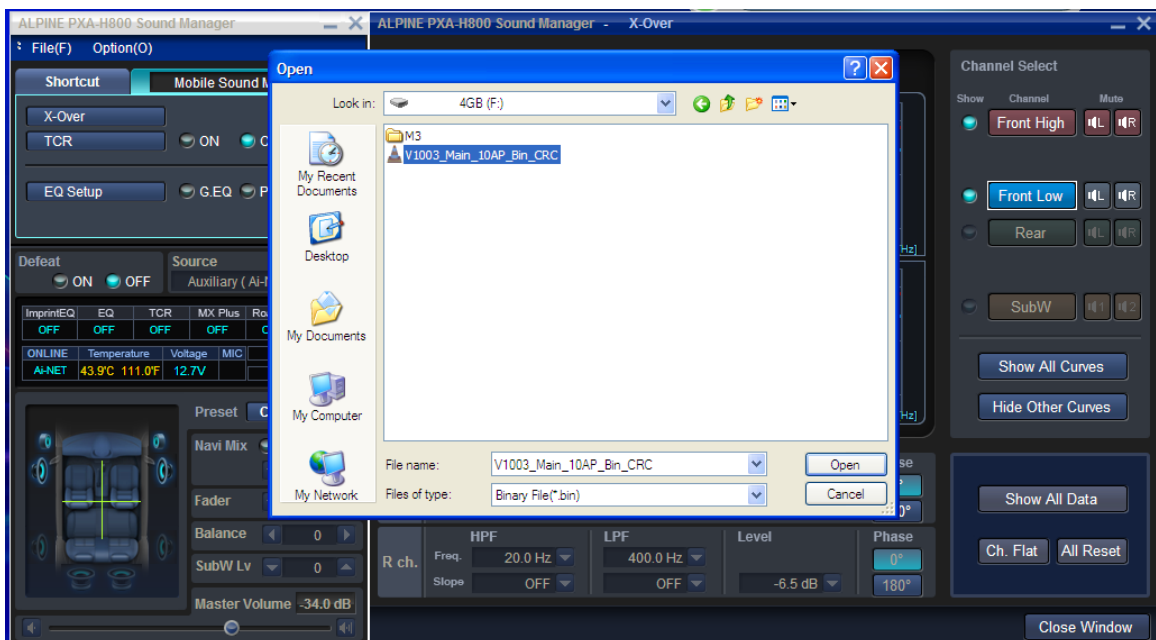
The screenshot shows the ALPINE PXA-H800 Sound Manager software interface. The window is titled "ALPINE PXA-H800 Sound Manager - X-Over". The interface is divided into several sections:

- Left Sidebar:** Contains menu options like "Option(O)", "Version Information (V)", and "Software Download (D)". Below this are controls for "X-Over", "TCR", and "EQ Setup".
- Main Area:** Displays two frequency response graphs for "Front Low" and "Rear" channels. The graphs show frequency in Hz (log scale) on the x-axis and gain in dB on the y-axis. The "Front Low" graph shows a roll-off starting around 100 Hz.
- Bottom Section:** Shows filter settings for "L ch." and "R ch.". For both channels, the HPF is set to 20.0 Hz, the LPF is set to 400.0 Hz, the Level is -6.5 dB, and the Phase is 180°.
- Right Panel:** Contains a "Channel Select" section with buttons for "Front High", "Front Low", "Rear", and "SubW". Below this are buttons for "Show All Curves", "Hide Other Curves", "Show All Data", "Ch. Flat", and "All Reset".
- Bottom Right:** A "Close Window" button.

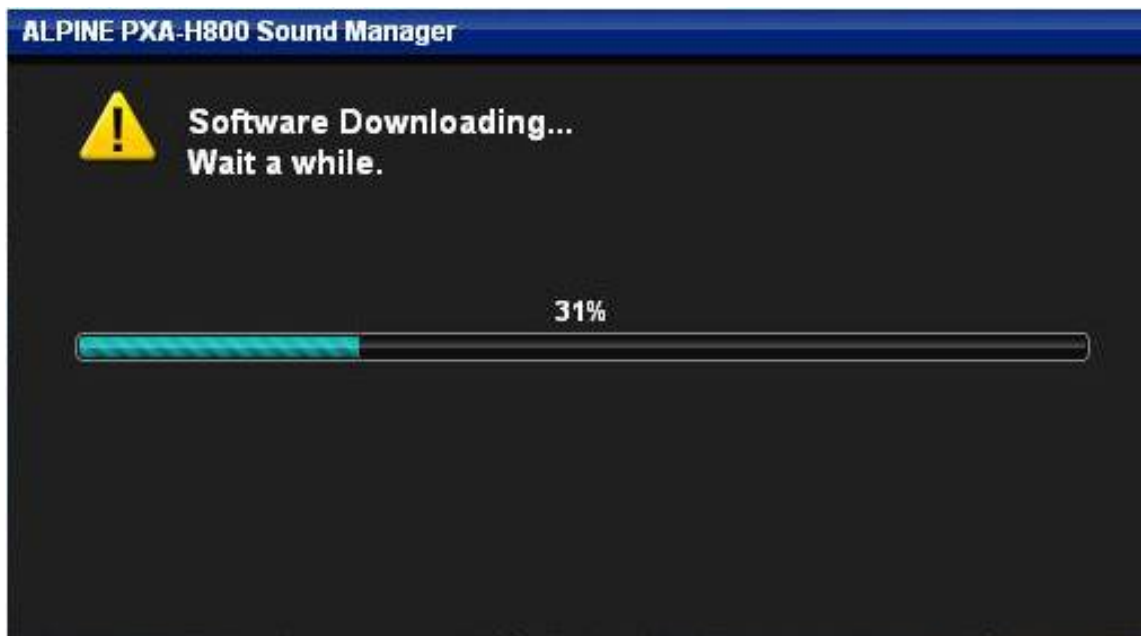
5. Selecteer OK.



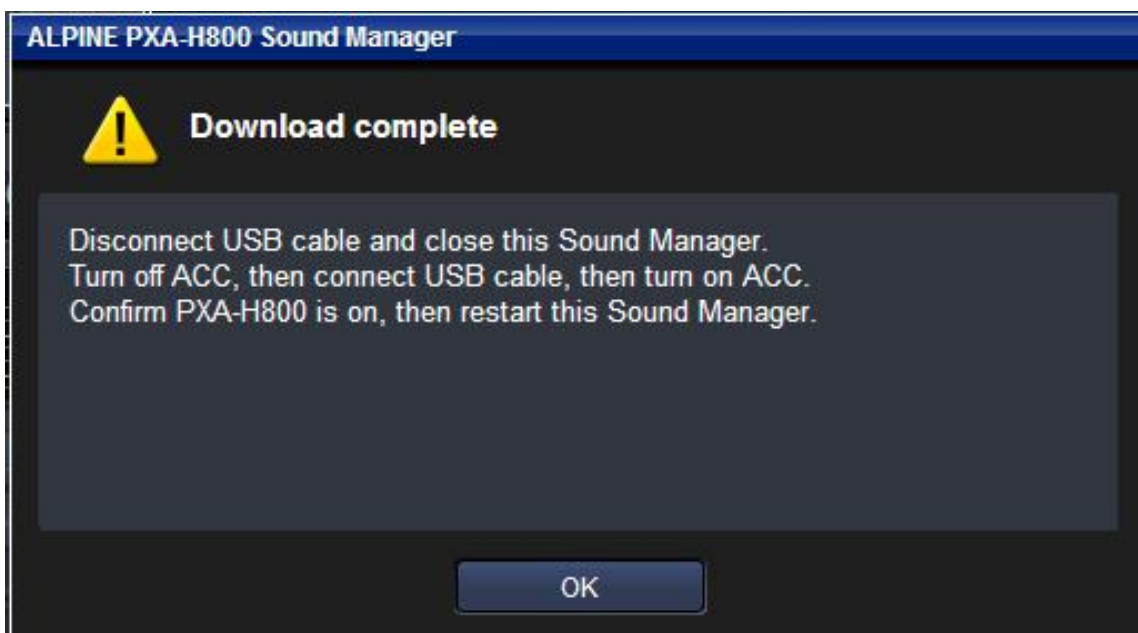
6. Selecteer het extracte bestand. Het bestand "V1003_Main_10AP_Bin_CRC.bin" klik daarna op "Open".



7. Klik OK, de update zal beginnen. Dit process zal ongeveer 10 minuten duren.



8. Zodra de update gedaan is volg je de gegeven instructies.



9. Controleer tijdens het herstarten van de Sound Manager Software of de firmware versie van de PXA-H800 is veranderd naar V1.003.

10. De update is voltooid.